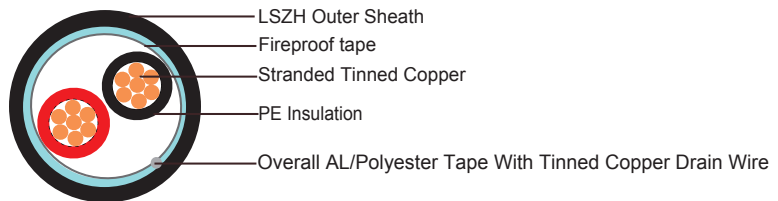





SACS (Security Access Control System)

RS485 Data Cable RE-02Y(St)H 1P18A

RE-02Y(St)H 1P18A (CU/PE/OSCR/LSZH 1×2×18AWG)



APPLICATIONS

The cables are designed for RS485 data connections. This cable combines low capacitance insulation with one of the highest levels of screening to provide high speed, interference free, data transmission where continued functionality is required during a fire situation.

STANDARDS

Basic design	EIA/TIA 485
Halogen Free	IEC 60754-1
No corrosive gas emission	IEC 60754-2
Minimum Smoke Emission	IEC 61034-1/2
Reduced Fire Propagation	IEC 60332-3C / NF C 32070-2.2 (C1)
Flame Retardance	IEC 60332-1 / NF C 32-070-2.1 (C2)
Fire Resistance	IEC 60331-23 / NF C 32-070-2.3(CR1)

CABLE CONSTRUCTION

Conductors: Tinned annealed copper wire, stranded according to IEC(EN) 60228 class 2 or class 5.

Insulation: Solid or foam PE compound

Cabling Elements: Insulated cores are twisted to form pairs with varying lay length to minimize crosstalk.

Overall Screen: Aluminum/ polyester tape with tinned copper drain wire.

Fire Barrier: Fireproof Tape.

Outer Sheath: Thermoplastic LSZH compound type LTS3 as per BS 7655-6.1.

ELECTRICAL PROPERTIES

Dielectric test	1000 V r.m.s. for 5' (core-core)
	1000 V r.m.s. for 5' (core-screen)
Impedance	120Ω
Capacitance	45 nF/km conductor to conductor
	90 nF/km conductor to shield

PHYSICAL AND THERMAL PROPERTIES

Temperature range during operation (fixed state): -30°C – +90°C

Temperature range during installation (mobile state): -20°C – +50°C

Minimum bending radius: 8 × Overall Diameter


CONSTRUCTION PARAMETERS

RE-02Y(ST)H 1P18A

No.of pair ×	Wire Gauge	Number & Nominal Diameter of Strands	Nominal Insulation Thickness	Nominal Sheath Thickness	Nominal Overall Diameter	Approx. Weight
	AWG	No/mm	mm	mm	mm	kg/km
1	18	7/0.404	1.15	1.2	10.5	100
1	18	16/0.254	1.15	1.2	10.5	100



Standard



Halogen Free
IEC60754-1



Low Corrosivity
IEC60754-2
EN50267-2-2/3
NF C 32-074



Low Smoke Emission
IEC 61034-1&2
EN 50268-1&2/NF C32-073



Reduced Fire Propagation
NF C32-070-2.2(C1)
IEC60332-3-24
EN50266-2-4



Flame Retardancy
NF C32-070-2.1(C2)
IEC60332-1-2/EN50265-2-1



Fire Resistance
IEC 60331
/NF C 32070-2.3(CR1)